

Ensure rapid access through automated gates and other motor-operated barriers using Knox Gate & Key Switch®. Knox Gate & Key Switches provide emergency access into communities, apartment complexes, parking garages, and more via mechanical or eKey override.



Single Gate & Key Switch with cover



Single Gate & Key Switch on Mounting Plate



Double Gate & Key Switch on Mounting Plate

SUPPORTS MUTUAL AID

Available with one or two lock cores to support single or multi-agency access or sharing with private security

IMPROVED INSTALLATION

Fits in standard depth single or dual electrical gang boxes

FLEXIBLE OPTIONS

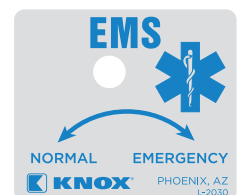
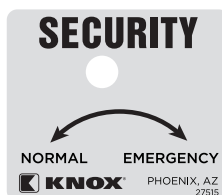
Choose between SPDT or DPDT switch, and other customizations

ACCESS OPTIONS

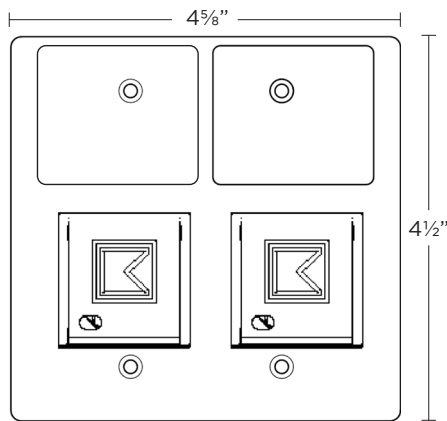
Available with mechanical lock core for agency master key override, or track and share access with KnoxLock® eLock Core

IMPROVED SECURITY

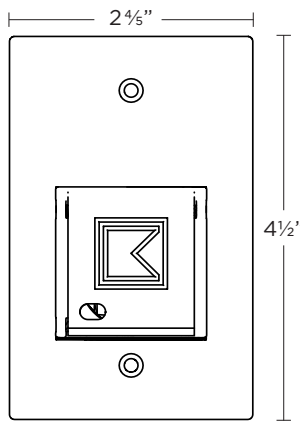
Tamper-resistant torx fasteners included with mounting plate



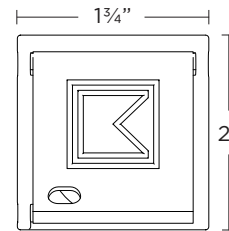
PRODUCT SHIPS WITH FACEPLATE LABEL INDICATING THE AGENCY HAVING ACCESS



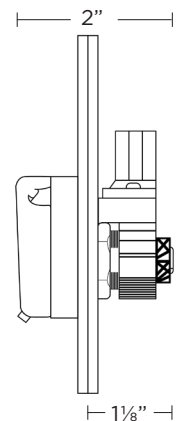
MODELS
3503, KLS-3503M, 3527, KLS-3527M



MODELS
3502, KLS-3502, 3513, KLS-3513



MODELS
3501, KLS-3501, 3517, KLS-3517



Profile View
(all models)

MECHANICAL SPECIFICATIONS

SPDT Models	Description	External Dimensions	Weight (lb)
3501	Gate & Key Switch, 2-Position SPDT	2" H X 1 3/4" W X 2" D	0.5 lb
KLS-3501	KnoxLock® Gate & Key Switch, 2-Position SPDT		0.5 lb
3502	Gate & Key Switch on Mounting Plate, 2-Position SPDT	4 1/2" H X 2 4/5" W X 2" D	0.58 lb
KLS-3502	KnoxLock® Gate & Key Switch on Mounting Plate, 2-Position SPDT		0.56 lb
3503	Double Gate & Key Switch on Mounting Plate, 2-Position SPDT	4 1/2" H X 4 5/8" W X 2" D	1.15 lb
KLS-3503M	KnoxLock® and Mechanical Lock Combo Key Switch on Mounting Plate, 2-Position SPDT		1.12 lb
DPDT Models			
3517	Gate & Key Switch, 2-Position DPDT	2" H X 1 3/4" W X 2" D	0.5 lb
KLS-3517	KnoxLock® Gate & Key Switch, 2-Position DPDT		0.5 lb
3513	Gate & Key Switch on Mounting Plate, 2-Position DPDT	4 1/2" H X 2 4/5" W X 2" D	0.58 lb
KLS-3513	KnoxLock® Gate & Key Switch on Mounting Plate, 2-Position DPDT		0.56 lb
3527	Double Gate & Key Switch on Mounting Plate, 2-Position DPDT	4 1/2" H X 4 5/8" W X 2" D	1.15 lb
KLS-3527M	KnoxLock® and Mechanical Lock Combo Key Switch on Mounting Plate, 2-Position DPDT		1.12 lb

ELECTRICAL SPECIFICATIONS

Operating Temp	-40° C - +65° C
Humidity	95% RTH @ 25° C 72 hours
Contact Rating	VAC - 7A @ 125-250V resistive
	VDC - 7A @ 28V resistive 4A @ 28V inductive
Cycle Life	10,000 cycles
Wiring	20 AWG
Regulatory	UL 1054 (Special Use Switch) & CSA Listed

ACCESSORIES & REPAIR PARTS

90011	Replacement Microswitch, SPDT
90012	Replacement Microswitch, DPDT
90013	Replacement Double Key Switch Mounting Plate with Dust Covers
90018	Replacement Gate & Key Switch Mounting Plate with Dust Cover
KLS-3500L	KnoxLock Conversion Kit for Gate & Key Switch

